



## 2018 Annual Health Care Snapshot

### Number of Patients & Visits



In 2018, member health centers provided over 911,040 visits

In 2018, over 203,113 unique patients received care with a member health center

### Gender of Health Center Patients



**56%**

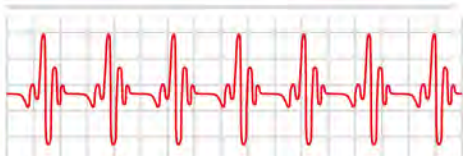
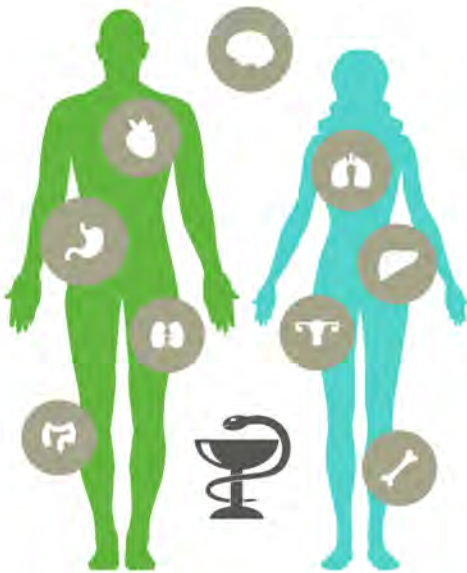
The % distribution of Females and Males assigned to the health center.

**44%**




### Age Range of Health Center Patients

Ages 0 - 17 : 57,686 : 28%  
Ages 18 - 64 : 113,916 : 56%  
Ages 65 - 85+ : 31,511 : 16%



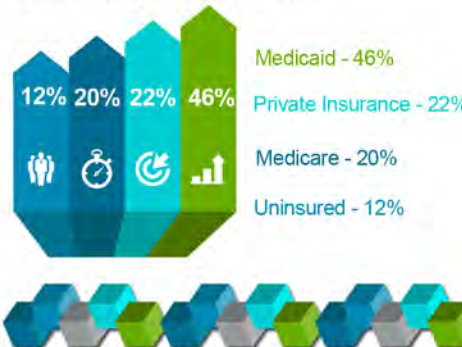
### Federal Poverty Level (FPL)

U.S. Federal Poverty guidelines used to determine financial eligibility for certain federal 100% & below programs



### Type of Coverage

Patients visiting the health center receive services regardless of ability to pay. Below is a breakdown of the coverage types for patients.



### Geography

The HANC ~ NCCN member health centers have over 47 different access point locations throughout a 13 county region in Northern California, encompassing more than 34,978.48 sq miles.



### Quality Improvement (QI)

Patients visiting the health center receive quality health care services with a focus on improved health outcomes and a better understanding of their own role in self-care.

### 2018 Quality Health Indicators



**75%**

Of the 16 clinical measures tracked over the last 3 years, member health centers have seen improvement in 75% of the measures.

**49%**

Colorectal screening rates were above the state and national 2018 UDS averages.

**24%**

There was a 24% improvement over the last three years in the % of depression screenings and follow-up.

**66%**

The % of patients with controlled hypertension was above state and national 2018 UDS averages.

Continual measurement of quality metrics allows the Networks to ensure that system changes we are making are leading to improvement in population health. Network members have also been able to maximize opportunities available through quality incentive programs and patient-centered medical home recognition.

### Economic Development

In 2018, the HANC ~ NCCN member health centers provided quality health care, employment opportunities and job creation, and much needed resources for local businesses through supplies and services.

